
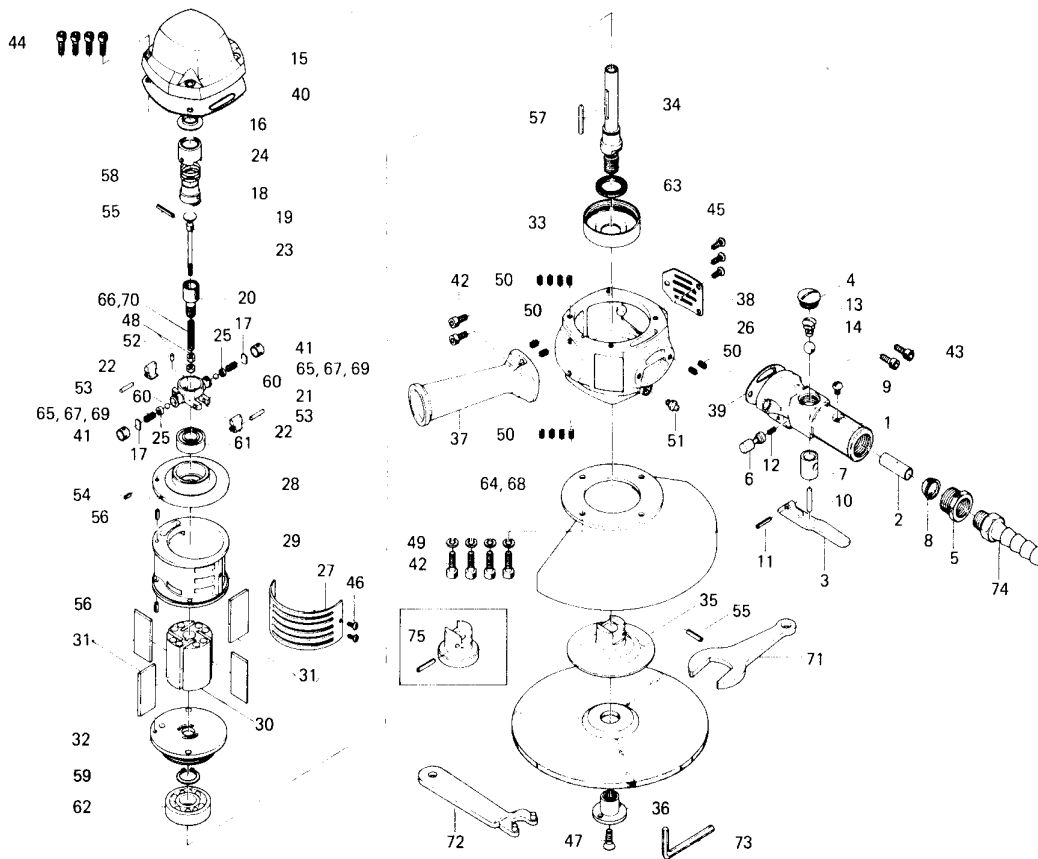



UVG-1800SL-84, 76 & 59 VERTICAL GRINDERS

EXPLODED VIEW



519-003-6 Handle Body Assembly
(All parts marked with "o")



Governor Cage Assembly:

- For UVG-1800SL-84:
Code No. 519-893-5
(Parts marked with "x")
- For UVG-1800SL-76:
Code No. 519-893-6
(Parts marked with "△")
- For UVG-1800SL-59:
Code No. 518-893-5
(Parts marked with "●")

PARTS LIST

Index No.	Code No.	Part Name	Quantity	Index No.	Code No.	Part Name	Quantity	Index No.	Code No.	Part Name	Quantity
UVG-1800SL-84, 76, 59 COMMON PARTS				# 31	519-288-6	Blade	4	# 61	982-142-0	Ball Bearing (6002Z)	1
519-003-6 Handle Body Assembly				# 32	519-289-6	Front Plate	1	# 62	982-244-0	Ball Bearing (6204Z)	1
# 1	519-014-6	o Handle Body	1	# 33	519-290-6	Front Plate Cover	1	# 63	993-031-0	Felt Ring (24x37x4)	1
# 2	578-101-1	o Valve Bushing	1	# 34	519-390-6	Wheel Spindle	1	Parts for UVG-1800SL-84			
# 3	518-107-6	o Valve Lever	1	# 35	592-393-4	Wheel Holder Flange	1	# 64	519-770-6	Wheel Guard (7")	1
# 4	578-108-1	o Valve Plug	1	# 36	518-394-7	Wheel Nut Flange	1	# 65	976-200-0 x	Spring (7.5x14.5)	2
# 5	519-091-6	o Air Inlet Bushing	1	# 37	518-720-6	Dead Handle	1	# 66	976-172-0 x	Spring (7.5x32) (1.4)	1
# 6	585-765-1	o Safety Pin	1	# 38	522-782-8	Exhaust Cover	1	Parts for UVG-1800SL-76			
# 7	519-735-6	o Valve Body Bushing	1	# 39	519-852-6	Handle Body Packing	1	# 64	519-770-6	Wheel Guard (7")	1
# 8	573-835-9	o Filter	1	# 40	519-853-6	Head Cover Packing	1	# 67	976-173-0 △	Spring (7.5x12)	2
# 9	966-006-0	o Round Head Plug (M6)	1	# 41	481-356-1 x▲	Bit Band	2	# 66	976-172-0 △	Spring (7.5x32) (1.4)	1
# 10	970-428-0	o Pin (H) (5x28)	1	# 42	945-212-0	Allen Head Bolt (M6x12)	6	Parts for UVG-1800SL-59			
# 11	973-120-0	o Roll Pin (3x20)	1	# 43	945-218-0	Allen Head Bolt (M6x18)	2	# 68	518-770-6	Wheel Guard (9")	1
# 12	976-114-0	o Spring (6x18)	1	# 44	945-220-0	Allen Head Bolt (M6x20)	4	# 69	976-169-0 ●	Spring (7.5x14)	2
# 13	977-260-0	o Cone Spring (10x16x16)	1	# 45	945-951-0	Hexagon Round Head Bolt (M5x10)	3	# 70	976-170-0 ●	Spring (7.5x32) (1.2)	1
# 14	981-214-0	o Ball (1/2)	1	# 46	948-423-0	Allen Flush Head Screw (M3x6)	2	STANDARD ACCESSORIES			
# 15	519-012-6	Head Cover	1	# 47	948-453-0	Allen Flush Head Screw (M6x18)	1	# 71	936-524-0	Spanner (24)	1
# 16	519-309-6	Casing Cover Bushing	1	# 48	960-028-0 x▲	Hexagon Nut (1-M4)	2	# 72	938-057-0	Pin-Head Spanner	1
# 17	518-164-5 x▲	Spring Retainer	2	# 49	962-009-0	Spring Washer (2-6S)	4	# 73	939-105-0	Allen Wrench (4 MM)	1
# 18	518-170-5 x▲	Governor Valve	1	# 50	965-021-0	Heli-Sert (M6x1.5D)	12	# 74	940-125-0	Air Hose Nipple (NPT3/8x1/2)	1
# 19	518-172-6 x▲	Governor Valve Cover	1	# 51	967-155-0	Grease Cock (M6)	1	OPTIONAL ACCESSORIES			
# 20	518-176-6 x▲	Governor Spindle	1	# 52	970-204-0 x▲	Pin (H) (3x6)	1	# 75	892-090-1	Wheel Holder Flange (40 MM DIA.)	1
# 21	518-181-5 x▲	Governor Cage	1	# 53	972-098-0 x▲	Needle Roller (3x18)	2				
# 22	518-183-6 x▲	Governor Weight	2	# 54	973-108-0	Roll Pin (3x8)	1				
# 23	518-189-6 x▲	Governor Spring Retainer	1	# 55	973-122-0 x▲	Roll Pin (3x22)	2				
# 24	518-254-5 x▲	Senser Valve	1	# 56	973-160-0	Roll Pin (3.5x10)	2				
# 25	518-807-6 x▲	Spacer	2	# 57	974-125-0	Key (4x25)	1				
# 26	519-025-6	Casing	1	# 58	976-529-0 x▲	Spring (22.5x20)	1				
# 27	519-284-6	Cylinder Cover	1	# 59	979-117-0	Outer Snap Ring (20)	1				
# 28	519-285-6	Rear Plate	1	# 60	981-205-0 x▲	Ball (7/32)	2				
# 29	519-286-6	Cylinder	1								
# 30	519-287-6	Rotor	1								

When ordering spare parts, please specify tool type, code number and part name.

Printed in Japan

URYU SEISAKU, LTD.

Osaka, Japan